



Windlectric Inc.

Clarification of Changes to Noise  
Assessment Report

For

Amherst Island Wind Project

H340642-0000-07-124-0004

Rev. 0

July 2, 2015

Project Report

July 2, 2015

**Windlectric Inc.**  
**Amherst Island Wind Project**

**Clarification of Changes to Noise Assessment Report**

Hatch

Prepared by:



Oleg Belashov, M.A.Sc., P.Eng.  
e-mail: [obelashov@hatch.ca](mailto:obelashov@hatch.ca)  
Tel: 905-374-0701 x 5269

July 2, 2015

Date



Approved by:


Mervyn Choy, P.Eng.  
e-mail: [mchoy@hatch.ca](mailto:mchoy@hatch.ca)  
Tel: 905-403-4200, Ext 3562

July 2, 2015

Date

Windlectric Inc.

Approved by:



Alex Tsopelas  
e-mail: [Alex.Tsopelas@algonquinpower.com](mailto:Alex.Tsopelas@algonquinpower.com)

July 2, 2015

Date



Safety • Quality • Sustainability • Innovation

## Table of Contents

<b>1. Introduction</b> .....	<b>1</b>
<b>2. Receptor Changes</b> .....	<b>1</b>
2.1 Additional Receptors.....	1
2.2 Removed Receptors.....	1
<b>3. Sound Level Impact Changes</b> .....	<b>1</b>
3.1 Turbine Model and Layout Change.....	1
3.2 Comparison of Turbine Models.....	2

### *List of Tables*

Table 1: Comparison of Sound Power Levels for Previous and Current Turbine Models.....	2
Table 2: Sound Pressure at 4.5 m at Various Distances from Wind Turbine.....	2
Table 3: Comparison of Modeled Sound Levels for Non Participating Receptors.....	5
Table 4: Comparison of Modeled Sound Levels for Participating Receptors.....	24

### *List of Figures*

Figure 1 – Area Location Plan.....	2
Figure 2: Comparison of 2.3 MW and 2.942 MW Turbine.....	3
Figure 3: Comparison of 2.221 MW and 2.772 MW Turbine.....	4

### *List of Appendices*

#### **Appendix A Figures and Tables - Showing Location of all Receptors**



## 1. Introduction

The purpose of this document is to provide clarification of key changes to the Noise Assessment Report prepared in respect of the Amherst Island Wind Project since the previous publicly released revision of the report; Rev 8 dated July 14, 2014. These changes are the result of requests made by the Ministry of Environment and Climate Change (MOECC) staff during the Technical Review of the report and as a result of Modification #4 to the Renewable Energy Approval (REA) application.

Modification #4 includes, among other changes, the **removal of 9 potential turbine locations** from the proposed project layout. **This change results in a reduction in sound levels at all receptors** and a significant reduction in the associated construction activities such as foundation and access road building.

## 2. Receptor Changes

### 2.1 Additional Receptors

At the request of MOECC review staff, 3 additional receptors were considered in the report; R728, R730, R731.

### 2.2 Removed Receptors

Upon removal of turbine locations S17, S10, S08, S32, S25, S35, S23, S06 and S15 from the layout in Modification #4, the number of receptors within 1,500 m of the nearest turbine location was significantly reduced. In accordance with the applicable MOECC guidelines and regulations, those receptors located greater than 1,500 m from the nearest turbine AND greater than 1,000 m from the substation transformer are not considered in the noise assessment and have been removed from the assessment.

## 3. Sound Level Impact Changes

### 3.1 Turbine Model and Layout Change

The original application proposed 36 turbine locations, however, only install 33 turbines. In the modification #4 report it describes that the number of turbine locations now to be permitted would be reduced from 36 turbines to 27, yet only 26 turbines will be installed in order to ensure a maximum of 74.3 MW can be generated.

The reduction in the proposed number of turbines from 36 potential locations to 27 potential locations was possible as a result of a change to the turbine rated power. The rated power of a turbine is the maximum amount of power that the turbine can produce. By increasing the rated power of each turbine, fewer turbines are required to achieve the same total rated power for the project as a whole. Those turbines previously rated at 2.3 MW (SWT-2.3-113) have been increased to a rated capacity of 2.942 MW (SWT-2.942-113) and those turbines



previously rated at 2.221MW (SWT-2.221-113) have been increased to a rated capacity of 2.772 MW (SWT-2.772-113).

Although the rated capacity of the turbines has been increased the total A-weighted sound power levels (SPL) have remained the same, as shown in Table 1 below:

**Table 1: Comparison of Sound Power Levels for Previous and Current Turbine Models**

Total SPL (dBA)	Rev 8 Noise Assessment Report Turbine Model	Rev 14 Noise Assessment Report Turbine Model
105.0	SWT-2.3-113	SWT-2.942-113
104.0	SWT-2.221-113	SWT-2.772-113

Because the turbine locations remain the same and the total A-weighted sound power level for each turbine location remains the same, the removal of 9 turbine locations results in lower sound levels at all receptors. Table 3 and Table 4 in Appendix A provide a comparison of modeled sound levels between Rev 8 and Rev 14 of the Noise Assessment Report which confirms that the modification results in a reduction in sound pressure levels for all receptors. Figure 1 (Appendix A) shows the location of all receptors included in Table 3 and Table 4 so that the reader may locate the receptor number representing their property and refer to the theses tables to see the level of reduction.

### 3.2 Comparison of Turbine Models

SWT-2.3-113, SWT-2.942-113, SWT-2.772-113, SWT-2.221-113 turbine models were modeled as a standalone noise source on a flat terrain. The sound pressure results in Table 2 show that the new turbine models produce less noise than the previous models despite the power increase. Figure 2 and Figure 3 in the Appendix A present the 40 dBA sound pressure contour at 4.5 m.

**Table 2: Sound Pressure at 4.5 m at Various Distances from Wind Turbine.**

Turbine Model	Sound Pressure at Distance from Turbine [dBA]				
	550 m	600 m	750 m	1000 m	1500 m
SWT-2.3-113	38.0	37.1	34.8	31.8	27.2
SWT-2.942-113	37.4	36.5	34.2	31.1	26.6
SWT-2.221-113	37.0	36.2	33.9	30.9	26.3
SWT-2.772-113	36.4	35.6	33.3	30.3	25.9

The reason that it is possible to increase the rated capacity of the turbine while maintaining the same sound level is that the sound level is primarily linked to the rotational speed of the turbine rotor and pitch angle, and power output from the turbine is linked to the rotational speed of the rotor and torque of the generator. Therefore power output can be increased by increasing the torque of the generator while controlling the rotational speed of the rotor and the pitch angle to limit the sound emission from the turbine. A sophisticated programmed control system ensures that the turbine operates at the correct rotational speed, pitch angle

and torque to achieve the warranted sound levels. This programmed control system cannot be altered by Windlectric once implemented by the manufacturer during commissioning.



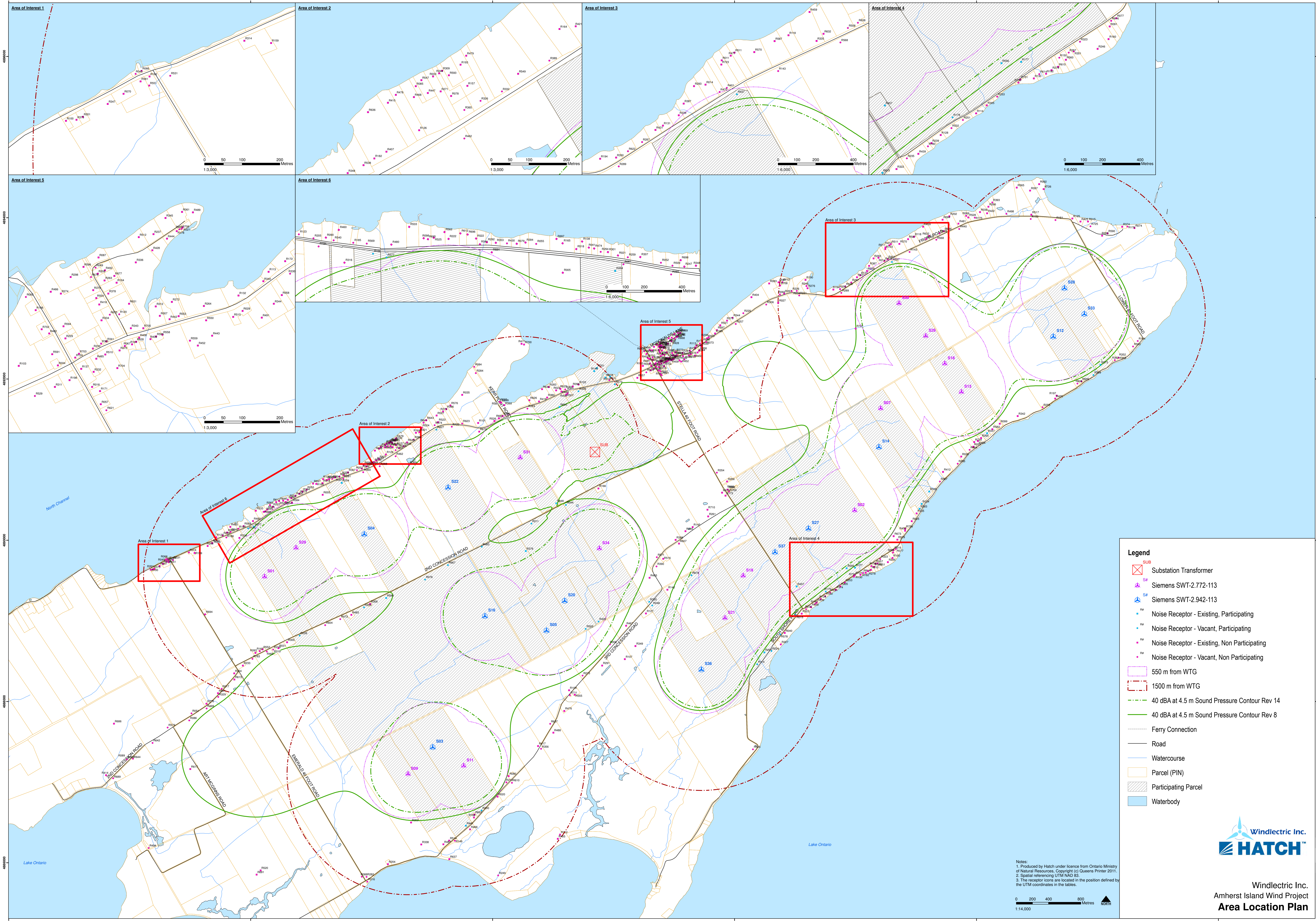
Safety • Quality • Sustainability • Innovation

# Appendix A

## Additional Figures and Tables




Safety • Quality • Sustainability • Innovation



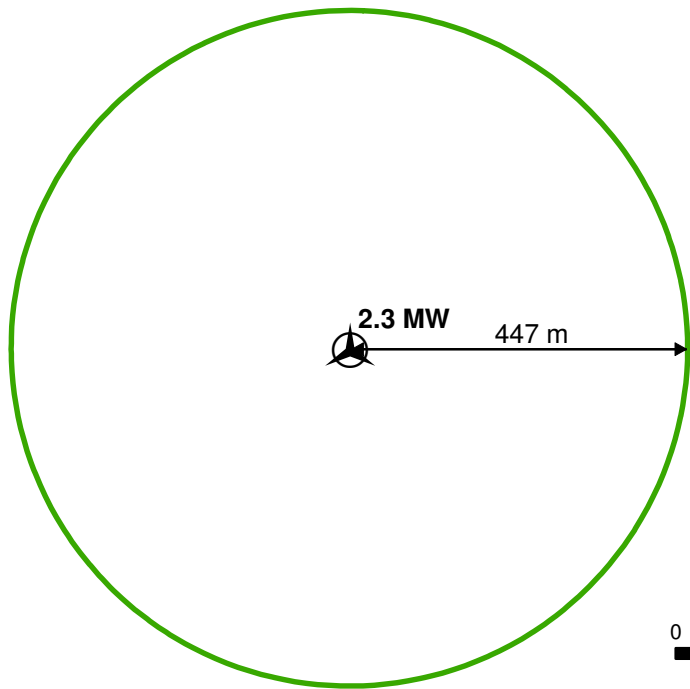
- Legend**
- SUB Substation Transformer
  - S11 Siemens SWT-2.772-113
  - S12 Siemens SWT-2.942-113
  - R11 Noise Receptor - Existing, Participating
  - R12 Noise Receptor - Vacant, Participating
  - R13 Noise Receptor - Existing, Non Participating
  - R14 Noise Receptor - Vacant, Non Participating
  - 550 m from WTG
  - 1500 m from WTG
  - 40 dBA at 4.5 m Sound Pressure Contour Rev 14
  - 40 dBA at 4.5 m Sound Pressure Contour Rev 8
  - Ferry Connection
  - Road
  - Watercourse
  - Parcel (PIN)
  - Participating Parcel
  - Waterbody

Notes:  
 1. Produced by Hatch under licence from Ontario Ministry of Natural Resources, Copyright (c) Queens Printer 2011.  
 2. Spatial referencing UTM NAD 83.  
 3. The receptor icons are located in the position defined by the UTM coordinates in the tables.





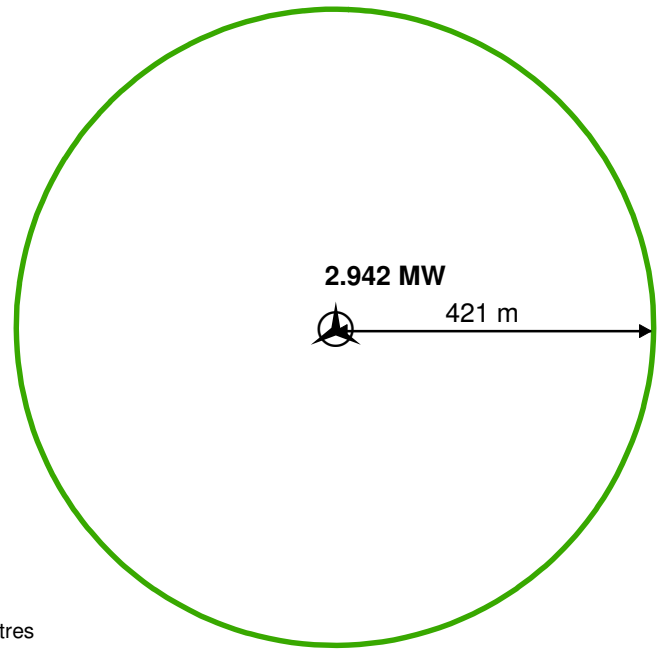
Windlectric Inc.  
 Amherst Island Wind Project  
**Area Location Plan**







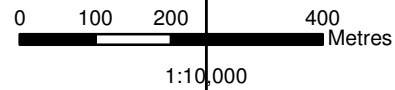
**LEGEND**

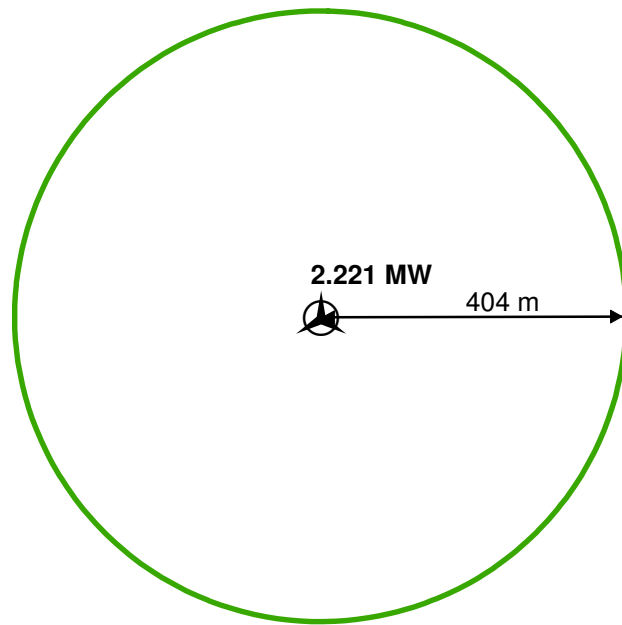
-  Siemens SWT-2.3-113
-  40 dBA at 4.5 m Sound Pressure Contour



**LEGEND**

-  Siemens SWT-2.942-113
-  40 dBA at 4.5 m Sound Pressure Contour





2.221 MW

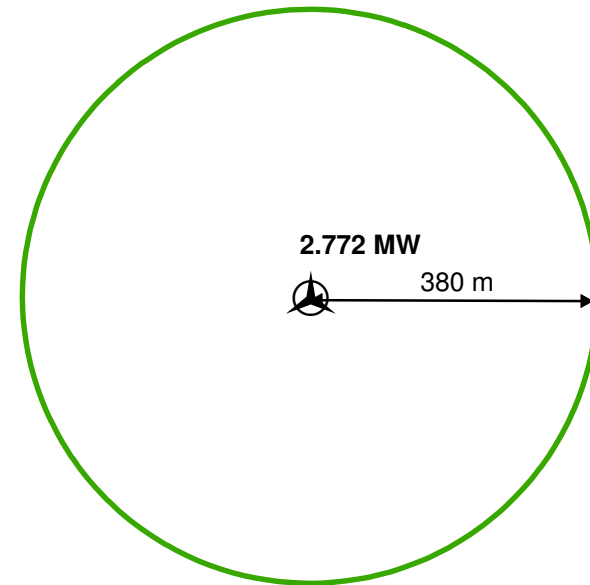
404 m

**LEGEND**



Siemens SWT-2.221-113

— 40 dBA at 4.5 m Sound Pressure Contour



2.772 MW


380 m

**LEGEND**



Siemens SWT-2.772-113

— 40 dBA at 4.5 m Sound Pressure Contour



1:10,000

**Table 3: Comparison of Modeled Sound Levels for Non Participating Receptors**

Receptor ID	Description	NAD 83, Zone 18		Closest WTG		Sound pressure [dBA]			Participating	Comments
		X	Y	WTG ID	Dist [m]	Rev08	Rev14	Reduction		
R005	Existing	359893	4890564	S04	710	39.2	38.3	0.9	No	
R007	Existing	364239	4892296	S31	2280	36.1	32.7	3.4	No	Now greater than 1,500m
R008	Vacant	363457	4888709	S20	780	40.0	39.1	0.9	No	
R011	Existing	366872	4893632	S30	711	37.1	36.5	0.6	No	
R014	Existing	366786	4893503	S30	617	38.2	37.5	0.7	No	
R017	Vacant	358641	4888158	S01	1491	39.0	30.6	8.4	No	
R018	Existing	364059	4892107	S31	2026	37.6	33.7	3.9	No	Now greater than 1,500m
R020	Existing	362062	4886820	S11	571	39.6	38.4	1.2	No	
R021	Existing	360101	4890790	S04	777	37.8	36.9	0.9	No	
R022	Existing	362789	4891859	S31	942	38.2	37.1	1.1	No	
R025	Existing	367198	4890237	S02	722	38.6	38.0	0.6	No	
R026	Existing	367812	4891038	S13	803	38.6	38.0	0.6	No	
R027	Existing	365542	4892944	S30	1498	35.4	32.9	2.5	No	
R028	Existing	364459	4892309	S07	2447	36.3	32.6	3.7	No	Now greater than 1,500m
R029	Existing	367962	4891160	S13	697	38.9	38.3	0.6	No	
R031	Existing	359345	4888662	S01	905	39.8	34.7	5.1	No	
R033	Existing	360714	4891207	S22	917	36.6	35.6	1.0	No	
R034	Existing	363968	4892164	S31	1983	37.3	33.6	3.7	No	Now greater than 1,500m
R035	Existing	361623	4891803	S31	1058	35.6	34.9	0.7	No	
R036	Existing	368045	4894070	S28	1408	34.2	33.7	0.5	No	
R040	Existing	365623	4888851	S21	766	39.3	38.7	0.6	No	
R041	Existing	359946	4890749	S04	816	37.8	36.8	1.0	No	



Safety • Quality • Sustainability • Innovation

Receptor ID	Description	NAD 83, Zone 18		Closest WTG		Sound pressure [dBA]			Participating	Comments
		X	Y	WTG ID	Dist [m]	Rev08	Rev14	Reduction		
R045	Vacant	357945	4889761	S01	1245	32.8	31.1	1.7	No	
R049	Vacant	364068	4892424	S31	2218	35.4	32.4	3.0	No	Now greater than 1,500m
R051	Vacant	358267	4887854	S01	1923	38.7	28.4	10.3	No	Now greater than 1,500m
R052	Vacant	360318	4890871	S04	800	37.7	36.8	0.9	No	
R054	Vacant	365772	4893093	S30	1277	35.2	33.4	1.8	No	
R055	Vacant	359694	4890626	S29	729	38.2	37.3	0.9	No	
R056	Existing	364908	4890729	S37	1057	38.3	37.0	1.3	No	
R057	Existing	364082	4892061	S31	2022	37.9	33.8	4.1	No	Now greater than 1,500m
R058	Existing	364563	4892351	S07	2359	36.5	32.5	4.0	No	Now greater than 1,500m
R060	Existing	358523	4889966	S01	770	36.6	35.5	1.1	No	
R061	Existing	364298	4892572	S31	2491	34.8	31.8	3.0	No	Now greater than 1,500m
R065	Existing	365563	4893048	S30	1481	35.0	32.7	2.3	No	
R066	Vacant	357961	4889769	S01	1231	32.9	31.2	1.7	No	
R067	Existing	364146	4892216	S31	2159	36.6	33.1	3.5	No	Now greater than 1,500m
R068	Existing	364914	4890629	S37	972	38.7	37.5	1.2	No	
R069	Existing	367873	4894024	S30	1366	34.3	33.8	0.5	No	
R070	Existing	357913	4889708	S01	1269	32.7	30.9	1.8	No	
R073	Vacant	364649	4892459	S07	2314	36.3	32.3	4.0	No	Now greater than 1,500m
R074	Existing	369960	4893872	S28	1145	34.2	33.7	0.5	No	
R077	Vacant	367001	4889892	S02	702	38.3	37.8	0.5	No	
R078	Existing	360762	4891155	S22	848	37.1	36.3	0.8	No	
R079	Existing	359604	4890575	S29	668	38.5	37.6	0.9	No	
R080	Existing	362200	4887075	S11	575	39.7	38.4	1.3	No	
R081	Vacant	360150	4890764	S04	735	38.2	37.3	0.9	No	



Safety • Quality • Sustainability • Innovation

Receptor ID	Description	NAD 83, Zone 18		Closest WTG		Sound pressure [dBA]			Participating	Comments
		X	Y	WTG ID	Dist [m]	Rev08	Rev14	Reduction		
R082	Vacant	363883	4892346	S31	2027	36.0	32.9	3.1	No	Now greater than 1,500m
R083	Existing	365430	4893185	S30	1628	34.1	32.0	2.1	No	Now greater than 1,500m
R084	Vacant	361772	4892151	S31	1260	33.9	33.1	0.8	No	
R085	Existing	360668	4891181	S22	939	36.6	35.6	1.0	No	
R086	Vacant	358239	4887766	S01	2014	39.1	28.1	11.0	No	Now greater than 1,500m
R087	Existing	364076	4892451	S31	2242	35.3	32.3	3.0	No	Now greater than 1,500m
R088	Vacant	360378	4885827	S09	1399	34.0	30.8	3.2	No	
R089	Vacant	357464	4887281	S01	2841	33.1	24.6	8.5	No	Now greater than 1,500m
R090	Existing	358709	4890096	S01	715	37.6	36.6	1.0	No	
R091	Existing	366966	4889848	S02	709	38.3	37.7	0.6	No	
R092	Existing	368778	4894417	S28	1327	32.8	32.4	0.4	No	
R093	Existing	359060	4888604	S01	954	39.1	33.9	5.2	No	
R094	Existing	367581	4893976	S30	1168	34.6	34.1	0.5	No	
R096	Existing	362996	4891908	S31	1095	38.5	37.0	1.5	No	
R097	Existing	368666	4894336	S28	1281	33.3	32.9	0.4	No	
R098	Existing	359161	4890353	S29	598	39.1	38.2	0.9	No	
R099	Existing	368290	4891445	S13	620	39.3	38.8	0.5	No	
R100	Existing	357760	4889636	S01	1414	31.9	29.9	2.0	No	
R101	Existing	361821	4891454	S31	673	38.8	38.0	0.8	No	
R103	Existing	363864	4892163	S31	1897	37.5	33.8	3.7	No	Now greater than 1,500m
R104	Existing	364124	4892384	S31	2238	35.6	32.5	3.1	No	Now greater than 1,500m
R105	Existing	367259	4890334	S02	771	38.5	37.9	0.6	No	
R107	Existing	363640	4888526	S36	957	38.8	37.9	0.9	No	
R109	Existing	362949	4888140	S05	792	39.0	37.7	1.3	No	



Safety • Quality • Sustainability • Innovation

Receptor ID	Description	NAD 83, Zone 18		Closest WTG		Sound pressure [dBA]			Participating	Comments
		X	Y	WTG ID	Dist [m]	Rev08	Rev14	Reduction		
R112	Vacant	365595	4893202	S30	1468	34.3	32.4	1.9	No	
R113	Existing	364528	4892413	S07	2413	36.0	32.3	3.7	No	Now greater than 1,500m
R114	Existing	366256	4889386	S27	833	39.1	38.5	0.6	No	
R118	Existing	367227	4893765	S30	845	36.2	35.7	0.5	No	
R120	Vacant	364131	4892300	S31	2194	36.1	32.8	3.3	No	Now greater than 1,500m
R122	Existing	363067	4891931	S31	1157	38.5	36.9	1.6	No	
R123	Vacant	358576	4890039	S01	770	36.8	35.7	1.1	No	
R124	Existing	364014	4892185	S31	2032	37.1	33.4	3.7	No	Now greater than 1,500m
R125	Existing	369190	4893990	S28	869	36.2	35.7	0.5	No	
R126	Existing	360677	4891064	S22	871	37.3	36.4	0.9	No	
R127	Existing	363902	4889092	S36	977	39.5	38.8	0.7	No	
R128	Existing	366068	4889271	S37	813	39.4	38.7	0.7	No	
R130	Existing	366563	4889572	S02	804	38.8	38.2	0.6	No	
R131	Existing	366560	4893285	S30	590	38.7	37.9	0.8	No	
R132	Existing	364448	4892350	S07	2469	36.1	32.5	3.6	No	Now greater than 1,500m
R137	Existing	364030	4892155	S31	2028	37.3	33.5	3.8	No	Now greater than 1,500m
R138	Existing	359899	4890759	S04	851	37.6	36.6	1.0	No	
R142	Existing	364168	4889387	S21	794	39.8	39.0	0.8	No	
R143	Vacant	367172	4893575	S30	648	38.1	37.5	0.6	No	
R145	Existing	364482	4890164	S19	867	38.9	38.0	0.9	No	
R149	Vacant	361532	4886274	S11	938	37.1	35.6	1.5	No	
R150	Vacant	366698	4889682	S02	722	38.8	38.3	0.5	No	
R151	Vacant	368981	4893971	S28	851	36.5	35.9	0.6	No	
R153	Vacant	368674	4893985	S28	954	35.8	35.3	0.5	No	



Safety • Quality • Sustainability • Innovation

Receptor ID	Description	NAD 83, Zone 18		Closest WTG		Sound pressure [dBA]			Participating	Comments
		X	Y	WTG ID	Dist [m]	Rev08	Rev14	Reduction		
R157	Existing	360805	4891182	S22	830	37.1	36.3	0.8	No	
R159	Existing	358305	4889843	S01	915	35.2	33.8	1.4	No	
R160	Existing	366960	4889781	S02	756	37.9	37.4	0.5	No	
R161	Existing	364165	4892220	S31	2177	36.6	33.0	3.6	No	Now greater than 1,500m
R162	Existing	357982	4889754	S01	1207	33.1	31.4	1.7	No	
R164	Existing	361050	4891333	S22	785	37.2	36.3	0.9	No	
R165	Existing	359814	4890699	S29	829	37.9	36.9	1.0	No	
R166	Existing	363313	4890643	S34	742	39.6	38.2	1.4	No	
R167	Existing	359113	4888625	S01	928	39.3	34.2	5.1	No	
R168	Existing	361769	4886562	S11	656	39.0	37.7	1.3	No	
R169	Existing	364759	4892564	S07	2252	36.2	32.1	4.1	No	Now greater than 1,500m
R171	Existing	364080	4892096	S31	2038	37.6	33.7	3.9	No	Now greater than 1,500m
R172	Existing	364572	4892441	S07	2380	36.1	32.3	3.8	No	Now greater than 1,500m
R173	Existing	364889	4890554	S37	930	38.9	37.8	1.1	No	
R175	Vacant	367980	4894001	S28	1413	34.5	34.0	0.5	No	
R176	Vacant	369874	4893890	S28	1093	34.6	34.1	0.5	No	
R178	Existing	364284	4892521	S31	2448	35.0	32.0	3.0	No	Now greater than 1,500m
R180	Vacant	366000	4889211	S37	814	39.3	38.7	0.6	No	
R182	Existing	360558	4890989	S04	925	37.4	36.5	0.9	No	
R183	Vacant	359023	4888530	S01	1032	39.2	33.3	5.9	No	
R184	Vacant	370001	4892471	S33	744	37.8	37.3	0.5	No	
R185	Vacant	358849	4890145	S01	676	38.5	37.5	1.0	No	
R186	Vacant	358699	4890036	S01	678	37.9	36.9	1.0	No	
R190	Existing	365881	4893230	S30	1194	34.9	33.5	1.4	No	



Safety • Quality • Sustainability • Innovation

Receptor ID	Description	NAD 83, Zone 18		Closest WTG		Sound pressure [dBA]			Participating	Comments
		X	Y	WTG ID	Dist [m]	Rev08	Rev14	Reduction		
R192	Existing	366628	4889597	S02	788	38.6	38.0	0.6	No	
R193	Existing	360787	4891238	S22	880	36.7	35.8	0.9	No	
R194	Existing	366226	4893109	S30	831	36.9	35.9	1.0	No	
R197	Existing	368995	4891793	S12	734	38.7	38.1	0.6	No	
R198	Existing	363999	4892125	S31	1987	37.6	33.7	3.9	No	Now greater than 1,500m
R199	Existing	363909	4892311	S31	2024	36.2	33.0	3.2	No	Now greater than 1,500m
R201	Existing	357805	4889647	S01	1371	32.2	30.2	2.0	No	
R202	Existing	367665	4894018	S30	1246	34.3	33.8	0.5	No	
R203	Existing	360989	4886500	S09	604	39.7	38.2	1.5	No	
R204	Existing	360702	4885983	S09	1148	35.1	32.7	2.4	No	
R205	Vacant	358654	4890060	S01	727	37.3	36.3	1.0	No	
R208	Existing	364074	4892408	S31	2213	35.5	32.4	3.1	No	Now greater than 1,500m
R213	Vacant	362172	4886997	S11	570	39.7	38.4	1.3	No	
R215	Vacant	363116	4888322	S05	717	39.6	38.5	1.1	No	
R216	Vacant	360447	4885766	S09	1429	33.7	30.7	3.0	No	
R219	Vacant	359279	4888645	S01	912	39.7	34.6	5.1	No	
R220	Vacant	365110	4892816	S30	1934	35.7	32.1	3.6	No	Now greater than 1,500m
R222	Existing	359277	4890416	S29	581	39.2	38.3	0.9	No	
R226	Vacant	365709	4893089	S30	1339	35.1	33.2	1.9	No	
R227	Existing	365574	4888708	S21	768	38.8	38.2	0.6	No	
R229	Existing	363988	4892236	S31	2041	36.7	33.2	3.5	No	Now greater than 1,500m
R230	Existing	364061	4892209	S31	2085	36.8	33.2	3.6	No	Now greater than 1,500m
R231	Existing	362126	4891540	S31	556	39.5	38.7	0.8	No	
R232	Existing	364063	4892147	S31	2052	37.2	33.5	3.7	No	Now greater than 1,500m



Safety • Quality • Sustainability • Innovation



Receptor ID	Description	NAD 83, Zone 18		Closest WTG		Sound pressure [dBA]			Participating	Comments
		X	Y	WTG ID	Dist [m]	Rev08	Rev14	Reduction		
R233	Existing	358904	4888447	S01	1136	39.0	32.5	6.5	No	
R235	Vacant	365888	4889147	S37	806	39.5	38.9	0.6	No	
R237	Existing	364222	4892513	S31	2395	35.0	32.0	3.0	No	Now greater than 1,500m
R238	Existing	364680	4892516	S07	2306	36.1	32.1	4.0	No	Now greater than 1,500m
R239	Existing	366019	4889228	S37	813	39.3	38.7	0.6	No	
R244	Existing	360730	4891215	S22	910	36.6	35.6	1.0	No	
R245	Existing	365893	4893153	S30	1166	35.2	33.7	1.5	No	
R246	Existing	366902	4889729	S02	765	38.0	37.4	0.6	No	
R247	Existing	360436	4890915	S04	839	37.6	36.7	0.9	No	
R249	Vacant	362069	4885844	S11	1428	33.0	31.5	1.5	No	
R251	Vacant	366186	4889351	S27	839	39.3	38.7	0.6	No	
R253	Vacant	366368	4889475	S27	809	39.1	38.5	0.6	No	
R256	Vacant	368821	4891649	S12	886	37.9	37.4	0.5	No	
R257	Vacant	365016	4892682	S30	2040	36.5	32.2	4.3	No	Now greater than 1,500m
R259	Vacant	360151	4890808	S04	775	37.8	36.9	0.9	No	
R261	Existing	364674	4890296	S19	851	39.1	38.2	0.9	No	
R263	Existing	364092	4892390	S31	2216	35.6	32.5	3.1	No	Now greater than 1,500m
R264	Existing	364356	4892322	S31	2393	36.1	32.6	3.5	No	Now greater than 1,500m
R265	Existing	368058	4891269	S13	622	39.4	38.8	0.6	No	
R266	Existing	368149	4894137	S28	1381	33.9	33.4	0.5	No	
R267	Existing	365616	4893060	S30	1428	35.1	32.9	2.2	No	
R268	Existing	358467	4889930	S01	801	36.3	35.1	1.2	No	
R270	Existing	358452	4887973	S01	1734	39.1	29.4	9.7	No	Now greater than 1,500m
R271	Existing	360734	4891167	S22	877	36.9	36.0	0.9	No	



Safety • Quality • Sustainability • Innovation

Receptor ID	Description	NAD 83, Zone 18		Closest WTG		Sound pressure [dBA]			Participating	Comments
		X	Y	WTG ID	Dist [m]	Rev08	Rev14	Reduction		
R272	Existing	364271	4892333	S31	2327	35.9	32.6	3.3	No	Now greater than 1,500m
R273	Existing	364132	4892204	S31	2140	36.7	33.1	3.6	No	Now greater than 1,500m
R274	Existing	363976	4892355	S31	2104	35.9	32.7	3.2	No	Now greater than 1,500m
R275	Existing	361386	4891597	S22	943	36.4	35.6	0.8	No	
R276	Existing	365906	4893126	S30	1149	35.4	33.9	1.5	No	
R278	Existing	366657	4889616	S02	775	38.6	38.0	0.6	No	
R280	Existing	364392	4890113	S19	902	38.8	37.9	0.9	No	
R282	Vacant	360437	4885826	S09	1377	34.0	31.0	3.0	No	
R283	Existing	362698	4891900	S31	942	36.5	35.1	1.4	No	
R284	Vacant	361792	4892073	S31	1181	34.4	33.6	0.8	No	
R287	Vacant	366449	4893198	S30	644	38.2	37.4	0.8	No	
R288	Vacant	360601	4890918	S04	864	38.0	37.1	0.9	No	
R289	Vacant	366325	4893068	S30	726	37.7	36.8	0.9	No	
R291	Existing	363359	4888447	S05	816	39.2	38.3	0.9	No	
R292	Existing	359462	4890503	S29	602	39.0	38.1	0.9	No	
R293	Existing	366725	4893495	S30	637	37.9	37.3	0.6	No	
R294	Vacant	360012	4890761	S04	791	37.8	36.9	0.9	No	
R295	Vacant	367768	4890950	S13	892	38.3	37.7	0.6	No	
R298	Existing	364002	4892399	S31	2152	35.6	32.5	3.1	No	Now greater than 1,500m
R300	Existing	359452	4888735	S01	863	39.7	35.3	4.4	No	
R301	Existing	360046	4890779	S04	790	37.8	36.9	0.9	No	
R305	Existing	366313	4889429	S27	820	39.1	38.5	0.6	No	
R306	Existing	369559	4893778	S28	802	37.2	36.6	0.6	No	
R307	Existing	360208	4890842	S04	792	37.7	36.7	1.0	No	



Safety • Quality • Sustainability • Innovation

Receptor ID	Description	NAD 83, Zone 18		Closest WTG		Sound pressure [dBA]			Participating	Comments
		X	Y	WTG ID	Dist [m]	Rev08	Rev14	Reduction		
R308	Existing	360481	4889210	S04	870	39.7	37.0	2.7	No	
R309	Existing	360738	4891222	S22	908	36.5	35.6	0.9	No	
R311	Existing	363960	4892107	S31	1944	37.8	33.9	3.9	No	Now greater than 1,500m
R312	Existing	364228	4892321	S31	2285	36.0	32.7	3.3	No	Now greater than 1,500m
R314	Existing	358234	4889849	S01	984	34.6	33.2	1.4	No	
R315	Existing	369384	4893953	S28	876	36.2	35.6	0.6	No	
R316	Existing	358861	4890030	S01	571	39.5	38.6	0.9	No	
R321	Vacant	364300	4892531	S31	2467	35.0	32.0	3.0	No	Now greater than 1,500m
R322	Existing	365833	4889090	S37	834	39.4	38.8	0.6	No	
R323	Vacant	366808	4889767	S02	684	38.8	38.2	0.6	No	
R324	Vacant	362433	4891633	S31	611	39.3	38.5	0.8	No	
R326	Vacant	360840	4891142	S22	778	37.6	36.7	0.9	No	
R327	Vacant	367547	4890730	S14	868	38.3	37.7	0.6	No	
R329	Vacant	358599	4888058	S01	1599	39.4	30.0	9.4	No	Now greater than 1,500m
R330	Vacant	364585	4892408	S07	2357	36.3	32.4	3.9	No	Now greater than 1,500m
R331	Vacant	365802	4893036	S30	1241	35.5	33.7	1.8	No	
R332	Vacant	360897	4891167	S22	751	37.7	36.9	0.8	No	
R333	Existing	362146	4891676	S31	677	37.5	36.6	0.9	No	
R334	Existing	364084	4892284	S31	2147	36.3	32.9	3.4	No	Now greater than 1,500m
R335	Existing	367376	4893735	S30	863	36.4	35.8	0.6	No	
R336	Existing	364175	4892438	S31	2312	35.4	32.3	3.1	No	Now greater than 1,500m
R338	Existing	361116	4886227	S09	892	37.1	35.4	1.7	No	
R339	Existing	366644	4893340	S30	561	38.9	38.3	0.6	No	
R340	Existing	364514	4892388	S07	2418	36.1	32.4	3.7	No	Now greater than 1,500m



Safety • Quality • Sustainability • Innovation

Receptor ID	Description	NAD 83, Zone 18		Closest WTG		Sound pressure [dBA]			Participating	Comments
		X	Y	WTG ID	Dist [m]	Rev08	Rev14	Reduction		
R341	Existing	364097	4892228	S31	2125	36.6	33.1	3.5	No	Now greater than 1,500m
R342	Existing	368512	4891540	S13	762	38.5	37.9	0.6	No	
R343	Existing	364162	4892263	S31	2198	36.3	32.9	3.4	No	Now greater than 1,500m
R344	Existing	364542	4892328	S07	2373	36.5	32.6	3.9	No	Now greater than 1,500m
R345	Existing	364254	4892556	S31	2447	34.8	31.9	2.9	No	Now greater than 1,500m
R347	Existing	357871	4889681	S01	1308	32.5	30.6	1.9	No	
R348	Existing	360487	4890950	S04	877	37.5	36.5	1.0	No	
R349	Existing	363772	4888688	S36	867	39.1	38.3	0.8	No	
R350	Existing	366311	4893115	S30	750	37.4	36.5	0.9	No	
R351	Vacant	366775	4889715	S02	717	38.6	38.1	0.5	No	
R352	Vacant	369763	4892264	S33	689	39.0	38.4	0.6	No	
R353	Existing	359505	4890524	S29	618	38.8	38.0	0.8	No	
R354	Vacant	364781	4890839	S37	1220	37.8	36.2	1.6	No	
R355	Vacant	362901	4891871	S31	1011	38.5	37.2	1.3	No	
R356	Vacant	362602	4887414	S11	984	37.4	35.7	1.7	No	
R357	Vacant	366748	4889709	S02	712	38.8	38.2	0.6	No	
R360	Vacant	360396	4890844	S04	768	38.0	37.1	0.9	No	
R362	Vacant	369716	4892234	S33	686	39.1	38.5	0.6	No	
R364	Existing	358796	4888349	S01	1259	38.9	31.8	7.1	No	
R365	Vacant	360797	4891118	S22	798	37.5	36.7	0.8	No	
R369	Existing	360965	4890937	S22	558	40.0	39.2	0.8	No	
R370	Existing	364908	4892724	S30	2143	35.8	31.9	3.9	No	Now greater than 1,500m
R374	Existing	369808	4893889	S28	1046	35.0	34.4	0.6	No	
R375	Existing	357788	4889639	S01	1387	32.1	30.1	2.0	No	



Safety • Quality • Sustainability • Innovation

Receptor ID	Description	NAD 83, Zone 18		Closest WTG		Sound pressure [dBA]			Participating	Comments
		X	Y	WTG ID	Dist [m]	Rev08	Rev14	Reduction		
R378	Existing	364102	4892355	S31	2203	35.8	32.6	3.2	No	Now greater than 1,500m
R379	Existing	364062	4892364	S31	2176	35.8	32.6	3.2	No	Now greater than 1,500m
R380	Existing	362677	4891770	S31	813	38.6	37.7	0.9	No	
R381	Existing	364083	4892222	S31	2110	36.7	33.1	3.6	No	Now greater than 1,500m
R386	Existing	364270	4890005	S19	947	38.9	38.0	0.9	No	
R387	Existing	366670	4893402	S30	591	38.5	37.9	0.6	No	
R389	Vacant	361023	4891249	S22	729	37.8	37.0	0.8	No	
R390	Vacant	364033	4889676	S34	743	39.5	38.7	0.8	No	
R393	Vacant	368197	4894190	S28	1388	33.6	33.2	0.4	No	
R394	Existing	359641	4890604	S29	699	38.3	37.4	0.9	No	
R396	Existing	361426	4891626	S22	970	36.3	35.5	0.8	No	
R401	Vacant	366899	4893486	S30	564	38.9	38.3	0.6	No	
R402	Existing	363945	4892249	S31	2013	36.7	33.2	3.5	No	Now greater than 1,500m
R403	Existing	364660	4892504	S07	2320	36.1	32.2	3.9	No	Now greater than 1,500m
R404	Existing	365210	4893014	S30	1831	34.7	31.8	2.9	No	Now greater than 1,500m
R405	Existing	362809	4886297	S11	1480	32.9	31.6	1.3	No	
R407	Existing	360590	4891007	S22	926	37.4	36.5	0.9	No	
R408	Existing	364184	4892238	S31	2203	36.5	33.0	3.5	No	Now greater than 1,500m
R409	Existing	364214	4892234	S31	2226	36.5	33.0	3.5	No	Now greater than 1,500m
R411	Existing	362360	4892437	S31	1408	33.5	32.5	1.0	No	
R412	Existing	367587	4890848	S14	855	38.7	38.1	0.6	No	
R414	Existing	357207	4887086	S01	3152	31.3	23.4	7.9	No	Now greater than 1,500m
R415	Existing	360594	4891137	S22	980	36.6	35.7	0.9	No	
R416	Existing	362577	4891721	S31	731	38.8	37.9	0.9	No	



Safety • Quality • Sustainability • Innovation

Receptor ID	Description	NAD 83, Zone 18		Closest WTG		Sound pressure [dBA]			Participating	Comments
		X	Y	WTG ID	Dist [m]	Rev08	Rev14	Reduction		
R417	Existing	362565	4887449	S11	956	37.7	36.0	1.7	No	
R418	Existing	364078	4892326	S31	2166	36.0	32.7	3.3	No	Now greater than 1,500m
R420	Existing	368977	4891757	S12	770	38.4	37.8	0.6	No	
R421	Existing	361093	4891340	S22	770	37.3	36.5	0.8	No	
R422	Existing	368133	4894055	S28	1334	34.3	33.9	0.4	No	
R425	Existing	369291	4893952	S28	849	36.4	35.9	0.5	No	
R428	Existing	364219	4892470	S31	2365	35.2	32.2	3.0	No	Now greater than 1,500m
R430	Vacant	359558	4890551	S29	642	38.7	37.8	0.9	No	
R431	Existing	366520	4893262	S30	611	38.5	37.7	0.8	No	
R433	Vacant	361494	4891408	S22	754	38.1	37.3	0.8	No	
R436	Existing	362930	4891822	S31	987	39.0	37.7	1.3	No	
R439	Existing	365949	4889171	S37	817	39.3	38.7	0.6	No	
R440	Vacant	367787	4893861	S30	1185	35.2	34.7	0.5	No	
R442	Existing	364265	4892287	S31	2298	36.2	32.7	3.5	No	Now greater than 1,500m
R443	Existing	364378	4892243	S31	2369	36.5	32.8	3.7	No	Now greater than 1,500m
R444	Existing	364258	4892501	S31	2415	35.1	32.1	3.0	No	Now greater than 1,500m
R447	Existing	360700	4891163	S22	903	36.8	35.9	0.9	No	
R450	Existing	367116	4890118	S02	676	38.7	38.1	0.6	No	
R452	Existing	364340	4892217	S31	2323	36.5	32.9	3.6	No	Now greater than 1,500m
R454	Existing	368019	4891231	S13	644	39.2	38.6	0.6	No	
R459	Existing	367339	4893889	S30	995	34.3	33.7	0.6	No	
R460	Existing	358748	4890166	S01	747	37.5	36.5	1.0	No	
R462	Vacant	360797	4891042	S22	755	38.1	37.2	0.9	No	
R464	Vacant	367916	4891122	S13	726	38.8	38.2	0.6	No	



Safety • Quality • Sustainability • Innovation

Receptor ID	Description	NAD 83, Zone 18		Closest WTG		Sound pressure [dBA]			Participating	Comments
		X	Y	WTG ID	Dist [m]	Rev08	Rev14	Reduction		
R465	Vacant	359201	4888621	S01	931	39.6	34.3	5.3	No	
R466	Existing	361721	4886415	S11	794	37.8	36.4	1.4	No	
R467	Existing	363656	4888940	S20	822	39.8	38.9	0.9	No	
R468	Existing	360663	4891152	S22	928	36.7	35.8	0.9	No	
R469	Vacant	358454	4887914	S01	1788	39.6	29.2	10.4	No	Now greater than 1,500m
R470	Vacant	366861	4893464	S30	553	39.0	38.4	0.6	No	
R473	Vacant	360111	4889023	S29	1042	39.5	36.3	3.2	No	
R474	Existing	359973	4890759	S04	810	37.8	36.8	1.0	No	
R476	Existing	362890	4887884	S05	1021	37.8	36.3	1.5	No	
R477	Existing	366920	4893657	S30	726	37.0	36.4	0.6	No	
R478	Existing	360615	4891158	S22	972	36.5	35.6	0.9	No	
R479	Existing	360802	4891262	S22	885	36.6	35.7	0.9	No	
R480	Existing	359029	4890238	S29	626	39.2	38.3	0.9	No	
R481	Existing	367777	4893927	S30	1231	34.8	34.3	0.5	No	
R483	Existing	360249	4889075	S04	1014	39.5	36.4	3.1	No	
R485	Existing	364070	4892182	S31	2077	37.0	33.3	3.7	No	Now greater than 1,500m
R486	Existing	363949	4892360	S31	2086	35.9	32.7	3.2	No	Now greater than 1,500m
R487	Existing	361390	4886229	S09	978	36.9	35.3	1.6	No	
R488	Existing	362754	4887614	S11	1186	37.2	35.6	1.6	No	
R489	Existing	364327	4892571	S31	2513	34.9	31.8	3.1	No	Now greater than 1,500m
R491	Existing	364510	4892291	S07	2393	36.5	32.7	3.8	No	Now greater than 1,500m
R492	Existing	364093	4892417	S31	2234	35.5	32.4	3.1	No	Now greater than 1,500m
R493	Existing	363947	4889535	S34	722	39.7	38.9	0.8	No	
R494	Vacant	357735	4886184	S09	3345	31.7	23.3	8.4	No	Now greater than 1,500m



Safety • Quality • Sustainability • Innovation

Receptor ID	Description	NAD 83, Zone 18		Closest WTG		Sound pressure [dBA]			Participating	Comments
		X	Y	WTG ID	Dist [m]	Rev08	Rev14	Reduction		
R498	Vacant	368372	4894049	S28	1169	34.7	34.2	0.5	No	
R502	Vacant	369943	4892403	S33	728	38.1	37.5	0.6	No	
R506	Vacant	365394	4892923	S30	1646	35.5	32.5	3.0	No	Now greater than 1,500m
R507	Existing	362913	4891806	S31	964	39.0	37.8	1.2	No	
R508	Vacant	367543	4893804	S30	999	35.7	35.2	0.5	No	
R509	Vacant	360379	4890888	S04	812	37.7	36.8	0.9	No	
R510	Existing	364094	4892193	S31	2103	36.9	33.2	3.7	No	Now greater than 1,500m
R511	Existing	366940	4893673	S30	739	36.9	36.3	0.6	No	
R512	Existing	364183	4892505	S31	2359	35.0	32.1	2.9	No	Now greater than 1,500m
R514	Existing	361461	4886275	S11	947	37.2	35.7	1.5	No	
R515	Existing	364434	4892293	S31	2443	36.3	32.7	3.6	No	Now greater than 1,500m
R516	Existing	364116	4889770	S34	802	39.3	38.5	0.8	No	
R517	Existing	368681	4894038	S28	998	35.4	34.9	0.5	No	
R518	Existing	359892	4890709	S04	817	38.0	37.0	1.0	No	
R519	Existing	367020	4890008	S02	643	38.9	38.3	0.6	No	
R520	Existing	359123	4885906	S09	2185	34.2	26.8	7.4	No	Now greater than 1,500m
R521	Existing	364824	4892666	S30	2233	35.8	31.9	3.9	No	Now greater than 1,500m
R522	Existing	359403	4890491	S29	603	38.9	38.0	0.9	No	
R523	Existing	361324	4891465	S22	818	37.2	36.4	0.8	No	
R524	Existing	361123	4891395	S22	807	36.9	36.1	0.8	No	
R525	Existing	359206	4890382	S29	592	39.1	38.2	0.9	No	
R526	Existing	362022	4891479	S31	553	39.6	38.9	0.7	No	
R527	Existing	361306	4891547	S22	902	36.4	35.5	0.9	No	
R528	Existing	367900	4894004	S30	1368	34.4	33.9	0.5	No	



Safety • Quality • Sustainability • Innovation



Receptor ID	Description	NAD 83, Zone 18		Closest WTG		Sound pressure [dBA]			Participating	Comments
		X	Y	WTG ID	Dist [m]	Rev08	Rev14	Reduction		
R529	Vacant	363907	4892083	S31	1887	38.2	34.1	4.1	No	Now greater than 1,500m
R531	Vacant	358037	4889756	S01	1153	33.4	31.8	1.6	No	
R532	Vacant	366125	4889308	S37	829	39.3	38.7	0.6	No	
R533	Existing	359064	4890367	S29	676	38.3	37.4	0.9	No	
R538	Existing	360529	4890971	S04	903	37.4	36.5	0.9	No	
R540	Vacant	358752	4890104	S01	694	37.9	36.9	1.0	No	
R541	Existing	359436	4890475	S29	580	39.2	38.3	0.9	No	
R544	Vacant	364977	4892760	S30	2070	35.7	31.9	3.8	No	Now greater than 1,500m
R545	Vacant	365229	4887408	S36	1178	33.6	33.1	0.5	No	
R547	Existing	360683	4891197	S22	937	36.5	35.6	0.9	No	
R548	Existing	364600	4892460	S07	2360	36.1	32.2	3.9	No	Now greater than 1,500m
R549	Existing	360940	4891214	S22	754	37.6	36.7	0.9	No	
R550	Existing	364362	4892284	S31	2377	36.2	32.7	3.5	No	Now greater than 1,500m
R551	Existing	357981	4889730	S01	1204	33.1	31.4	1.7	No	
R552	Existing	359148	4888646	S01	906	39.3	34.4	4.9	No	
R553	Existing	364289	4892295	S31	2321	36.1	32.7	3.4	No	Now greater than 1,500m
R554	Existing	364070	4892343	S31	2170	35.9	32.7	3.2	No	Now greater than 1,500m
R555	Existing	363019	4888085	S05	870	38.4	37.2	1.2	No	
R557	Existing	363796	4892015	S31	1756	39.2	34.8	4.4	No	Now greater than 1,500m
R558	Existing	364246	4892246	S31	2260	36.4	32.9	3.5	No	Now greater than 1,500m
R559	Existing	364319	4892230	S31	2312	36.5	32.9	3.6	No	Now greater than 1,500m
R560	Existing	366733	4889671	S02	743	38.6	38.0	0.6	No	
R561	Existing	358595	4888104	S01	1558	39.0	30.2	8.8	No	Now greater than 1,500m
R562	Existing	359240	4890437	S29	618	38.7	37.8	0.9	No	



Safety • Quality • Sustainability • Innovation

Receptor ID	Description	NAD 83, Zone 18		Closest WTG		Sound pressure [dBA]			Participating	Comments
		X	Y	WTG ID	Dist [m]	Rev08	Rev14	Reduction		
R565	Existing	368500	4894374	S28	1380	32.9	32.5	0.4	No	
R567	Existing	365546	4893199	S30	1515	34.3	32.3	2.0	No	Now greater than 1,500m
R568	Vacant	367503	4893727	S30	913	36.3	35.8	0.5	No	
R569	Vacant	358913	4890177	S01	677	38.8	37.8	1.0	No	
R570	Existing	367045	4893676	S30	735	37.0	36.4	0.6	No	
R571	Vacant	364037	4889790	S34	721	39.5	38.6	0.9	No	
R574	Vacant	361281	4891427	S22	789	37.4	36.6	0.8	No	
R576	Existing	361477	4891672	S22	1017	36.1	35.3	0.8	No	
R579	Vacant	357971	4887678	S01	2225	37.0	27.1	9.9	No	Now greater than 1,500m
R581	Existing	357958	4889741	S01	1229	32.9	31.2	1.7	No	
R582	Existing	368198	4891377	S13	603	39.5	38.9	0.6	No	
R584	Existing	359512	4890469	S29	563	39.5	38.6	0.9	No	
R585	Existing	362088	4891716	S31	733	37.1	36.2	0.9	No	
R587	Existing	367153	4893734	S30	801	36.5	35.9	0.6	No	
R590	Existing	369626	4893805	S28	864	36.6	36.0	0.6	No	
R591	Existing	363953	4892194	S31	1988	37.1	33.5	3.6	No	Now greater than 1,500m
R593	Existing	360756	4891210	S22	885	36.7	35.8	0.9	No	
R594	Existing	363983	4892268	S31	2055	36.5	33.1	3.4	No	Now greater than 1,500m
R595	Existing	364229	4892241	S31	2242	36.4	32.9	3.5	No	Now greater than 1,500m
R596	Existing	364036	4892426	S31	2195	35.4	32.4	3.0	No	Now greater than 1,500m
R597	Vacant	364783	4892608	S07	2249	36.0	32.0	4.0	No	Now greater than 1,500m
R602	Existing	362078	4891512	S31	552	39.5	38.8	0.7	No	
R604	Vacant	359924	4888947	S01	964	39.5	36.1	3.4	No	
R607	Existing	364312	4889960	S19	888	39.1	38.2	0.9	No	



Safety • Quality • Sustainability • Innovation

Receptor ID	Description	NAD 83, Zone 18		Closest WTG		Sound pressure [dBA]			Participating	Comments
		X	Y	WTG ID	Dist [m]	Rev08	Rev14	Reduction		
R608	Vacant	369253	4891943	S12	656	39.4	38.8	0.6	No	
R609	Vacant	369303	4891969	S12	659	39.5	38.9	0.6	No	
R610	Vacant	362241	4886993	S11	637	39.0	37.6	1.4	No	
R611	Vacant	363447	4891985	S31	1460	38.3	33.9	4.4	No	
R612	Existing	359317	4890473	S29	614	38.7	37.8	0.9	No	
R613	Existing	358798	4888273	S01	1332	39.2	31.4	7.8	No	
R614	Vacant	366592	4889595	S02	785	38.8	38.2	0.6	No	
R615	Existing	366692	4889634	S02	766	38.5	37.9	0.6	No	
R616	Vacant	366974	4889878	S02	693	38.5	37.9	0.6	No	
R617	Existing	358252	4887163	S01	2559	41.4	26.8	14.6	No	Now greater than 1,500m
R619	Existing	364846	4890591	S37	986	38.6	37.4	1.2	No	
R620	Existing	362854	4891844	S31	962	38.5	37.4	1.1	No	
R621	Vacant	364097	4892045	S31	2027	37.9	33.8	4.1	No	Now greater than 1,500m
R622	Vacant	366374	4893149	S30	698	37.8	36.9	0.9	No	
R623	Vacant	361623	4891448	S22	811	38.1	37.3	0.8	No	
R625	Existing	362841	4891878	S31	984	38.2	37.1	1.1	No	
R626	Existing	362457	4891736	S31	716	38.3	37.5	0.8	No	
R627	Vacant	362715	4887724	S05	1158	37.7	36.0	1.7	No	
R628	Existing	364176	4892227	S31	2190	36.5	33.0	3.5	No	Now greater than 1,500m
R631	Existing	364157	4892328	S31	2232	36.0	32.7	3.3	No	Now greater than 1,500m
R632	Existing	367413	4893773	S30	913	36.1	35.5	0.6	No	
R633	Existing	362614	4891873	S31	887	36.3	35.0	1.3	No	
R636	Existing	360541	4891112	S22	1014	36.6	35.6	1.0	No	
R637	Existing	361463	4886045	S11	1174	35.4	33.7	1.7	No	



Safety • Quality • Sustainability • Innovation

Receptor ID	Description	NAD 83, Zone 18		Closest WTG		Sound pressure [dBA]			Participating	Comments
		X	Y	WTG ID	Dist [m]	Rev08	Rev14	Reduction		
R638	Vacant	367596	4893832	S30	1051	35.5	35.0	0.5	No	
R641	Existing	361144	4891459	S22	858	36.1	35.3	0.8	No	
R642	Vacant	357783	4887487	S01	2489	35.7	26.0	9.7	No	Now greater than 1,500m
R643	Existing	361178	4891489	S22	875	36.1	35.2	0.9	No	
R644	Vacant	357541	4887291	S01	2787	33.7	24.8	8.9	No	Now greater than 1,500m
R668	Vacant	364291	4892526	S31	2457	35.0	32.0	3.0	No	Now greater than 1,500m
R670	Existing	361834	4891347	S31	600	39.7	38.9	0.8	No	
R673	Existing	366974	4890051	S02	582	39.6	39.0	0.6	No	
R675	Vacant	364106	4892299	S31	2173	36.2	32.8	3.4	No	Now greater than 1,500m
R676	Vacant	364056	4892399	S31	2193	35.6	32.5	3.1	No	Now greater than 1,500m
R677	Existing	364118	4892402	S31	2244	35.5	32.4	3.1	No	Now greater than 1,500m
R686	Existing	357305	4887726	S01	2611	32.0	24.9	7.1	No	Now greater than 1,500m
R689	Vacant	357295	4887048	S01	3128	31.8	23.6	8.2	No	Now greater than 1,500m
R691	Existing	359074	4885854	S09	2254	33.8	26.5	7.3	No	Now greater than 1,500m
R693	Existing	361775	4886598	S11	622	39.4	38.1	1.3	No	
R694	Existing	358435	4889082	S01	874	36.3	33.9	2.4	No	
R695	Existing	359183	4890360	S29	589	39.2	38.3	0.9	No	
R696	Existing	359353	4890487	S29	615	38.7	37.8	0.9	No	
R697	Existing	359774	4890703	S29	822	37.7	36.8	0.9	No	
R698	Existing	360402	4890935	S04	859	37.4	36.5	0.9	No	
R699	Existing	362107	4891706	S31	717	37.1	36.2	0.9	No	
R700	Existing	362391	4892427	S31	1399	33.6	32.7	0.9	No	
R702	Existing	363925	4892260	S31	2005	36.6	33.2	3.4	No	Now greater than 1,500m
R703	Existing	364024	4892195	S31	2046	37.0	33.3	3.7	No	Now greater than 1,500m



Safety • Quality • Sustainability • Innovation

Receptor ID	Description	NAD 83, Zone 18		Closest WTG		Sound pressure [dBA]			Participating	Comments
		X	Y	WTG ID	Dist [m]	Rev08	Rev14	Reduction		
R704	Existing	364126	4892157	S31	2110	37.0	33.3	3.7	No	Now greater than 1,500m
R705	Existing	364195	4892263	S31	2226	36.3	32.9	3.4	No	Now greater than 1,500m
R706	Vacant	364297	4892527	S31	2463	35.0	32.0	3.0	No	Now greater than 1,500m
R707	Existing	364963	4892327	S07	1974	39.3	32.8	6.5	No	Now greater than 1,500m
R708	Existing	365565	4893159	S30	1491	34.5	32.5	2.0	No	
R709	Vacant	364932	4890605	S37	942	38.8	37.7	1.1	No	
R710	Existing	364665	4890379	S19	928	38.8	37.8	1.0	No	
R711	Vacant	362959	4888080	S05	853	38.6	37.3	1.3	No	
R712	Existing	362837	4886350	S11	1471	33.0	31.7	1.3	No	
R723	Existing	366870	4893610	S30	690	37.4	36.7	0.7	No	
R724	Existing	367973	4891218	S13	643	39.3	38.7	0.6	No	
R725	Vacant	369414	4893893	S28	831	36.7	36.1	0.6	No	
R726	Existing	368834	4894356	S28	1255	33.3	32.8	0.5	No	
R727	Existing	366503	4892626	S30	622	40.0	39.1	0.9	No	
R728	Existing	367118	4890143	S02	669	N/A	38.2	N/A	No	Added since Rev 8
R730	Existing	366481	4889550	S27	821	N/A	38.5	N/A	No	Added since Rev 8
R731	Existing	366491	4889566	S02	807	N/A	38.5	N/A	No	Added since Rev 8



Safety • Quality • Sustainability • Innovation

**Table 4: Comparison of Modeled Sound Levels for Participating Receptors**

Receptor ID	Description	NAD 83, Zone 18		Closest WTG		Sound pressure [dBA]			Participating	Comments
		X	Y	WTG ID	Dist [m]	Rev08	Rev14	Reduction		
R015	Existing	365758	4889070	S19	816	39.7	39.1	0.6	Yes	
R039	Vacant	359608	4888818	S01	853	39.6	35.8	3.8	Yes	
R044	Vacant	362910	4890438	S34	679	40.1	39.1	1.0	Yes	
R048	Vacant	362789	4890459	S31	724	40.0	39.1	0.9	Yes	
R076	Vacant	361163	4889513	S16	869	40.3	38.0	2.3	Yes	
R115	Vacant	365282	4888463	S36	696	39.7	39.1	0.6	Yes	
R134	Existing	367322	4890451	S02	836	38.5	37.9	0.6	Yes	
R140	Existing	363261	4892098	S31	1410	36.5	33.3	3.2	Yes	
R156	Vacant	358969	4890147	S01	630	39.5	38.6	0.9	Yes	
R177	Existing	366495	4889660	S02	712	39.8	39.2	0.6	Yes	
R179	Vacant	366131	4889365	S37	798	39.7	39.1	0.6	Yes	
R211	Vacant	362482	4890207	S31	834	39.8	38.8	1.0	Yes	
R224	Vacant	365458	4888627	S21	710	39.2	38.6	0.6	Yes	
R248	Vacant	363980	4889192	S21	913	39.6	38.8	0.8	Yes	
R250	Vacant	361864	4886650	S11	599	39.4	38.2	1.2	Yes	
R254	Existing	360129	4890712	S04	694	38.6	37.7	0.9	Yes	
R255	Vacant	360406	4889168	S04	908	39.6	36.8	2.8	Yes	
R297	Existing	365371	4888610	S21	651	39.8	39.2	0.6	Yes	
R310	Existing	363457	4892030	S31	1498	37.9	33.6	4.3	Yes	
R328	Vacant	363066	4891848	S31	1093	39.2	37.7	1.5	Yes	
R337	Existing	368133	4891327	S13	605	39.5	38.9	0.6	Yes	
R373	Existing	369538	4892176	S33	661	40.1	39.5	0.6	Yes	
R376	Existing	362412	4889866	S20	783	40.6	39.6	1.0	Yes	



Safety • Quality • Sustainability • Innovation

Receptor ID	Description	NAD 83, Zone 18		Closest WTG		Sound pressure [dBA]			Participating	Comments
		X	Y	WTG ID	Dist [m]	Rev08	Rev14	Reduction		
R383	Existing	367296	4890391	S02	807	38.5	37.9	0.6	Yes	
R399	Vacant	369451	4892050	S12	690	39.5	38.9	0.6	Yes	
R427	Vacant	361304	4891372	S22	730	37.9	37.2	0.7	Yes	
R435	Vacant	363314	4888993	S20	492	42.4	41.7	0.7	Yes	
R441	Existing	361668	4886460	S11	746	38.4	37.0	1.4	Yes	
R457	Existing	365771	4889428	S37	504	42.5	41.9	0.6	Yes	
R463	Vacant	361867	4889920	S22	848	40.1	38.8	1.3	Yes	
R503	Vacant	363155	4888902	S20	434	43.8	43.1	0.7	Yes	
R505	Existing	367415	4890605	S14	834	38.4	38.0	0.4	Yes	
R537	Vacant	366953	4893452	S30	519	39.6	38.9	0.7	Yes	
R556	Existing	366391	4889653	S27	684	40.4	39.7	0.7	Yes	
R573	Vacant	363517	4891934	S31	1483	39.2	34.0	5.2	Yes	
R577	Vacant	359041	4890166	S29	581	40.0	39.1	0.9	Yes	
R578	Vacant	365567	4888834	S21	716	39.5	38.9	0.6	Yes	
R598	Existing	360680	4889284	S04	838	39.9	37.2	2.7	Yes	
R600	Existing	362831	4891653	S31	793	40.0	39.0	1.0	Yes	
R618	Existing	363401	4892017	S31	1448	37.8	33.7	4.1	Yes	
R667	Vacant	361446	4889693	S16	781	40.4	38.6	1.8	Yes	
R678	Vacant	364467	4889566	S19	640	40.9	40.2	0.7	Yes	
R701	Existing	363294	4892136	S31	1460	36.3	33.1	3.2	Yes	
R720	Vacant	363943	4889237	S34	907	39.6	38.8	0.8	Yes	



Safety • Quality • Sustainability • Innovation



Suite 500, 4342 Queen Street  
Niagara Falls, Ontario, Canada L2E 7J7  
Tel 905 374 5200 w Fax 905 374 1157